

OCULUS Twinfield

Name: Nitti, Nicola

Eye: Left

Version: 3.12r04

Date of birth: 07.03.1980

ID:

Program: Glaucoma threshold

Stimulus: III, white

Pupil: ---

Date of exam.: 08.05.2015

Area: 30-2

Background: 10 cd/m² (31.8 asb)

Presentation time: 0.2 sec

Time: 11:07:56

Strategy: Fast threshold

Correction: No

Speed:

Adaptive Age:

35

Fixation: Central

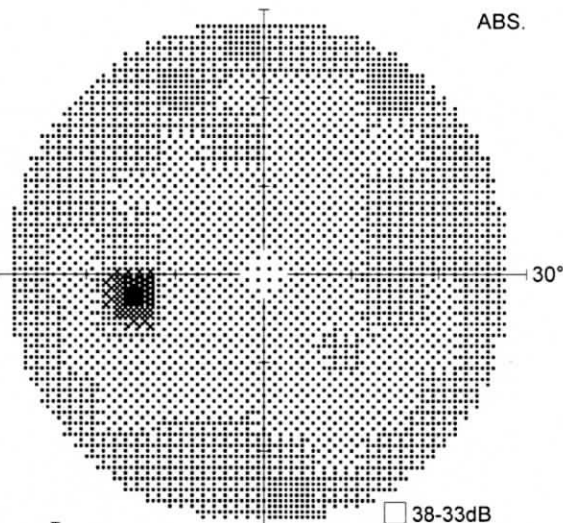
Fixationcheck: 0/12 (100% correct)

False positive: 1/10 (90% correct)

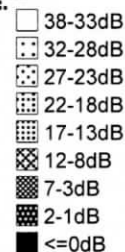


Presented dots: 315

Duration: 07:31

FOV: 29



ABS.

Glaucoma Asymmetric Test (GA)
Within normal limitsDeviation from age-4
related norm valuesCorrected
deviation

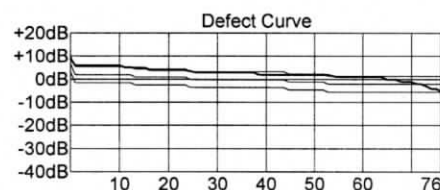

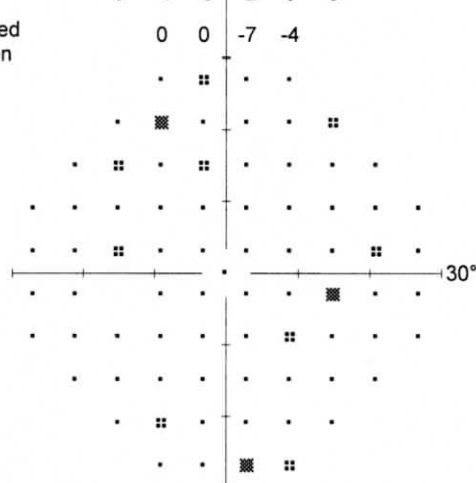
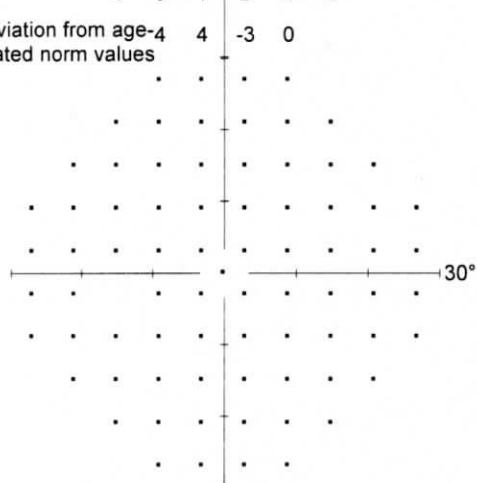
MS: 22.46 (19.82)

MD: -2.64

RF: 0.95

LV: 3.71

SF: 0.32



OCULUS Twinfield

Name: Nitti, Nicola

Eye: Right

Version: 3.12r04

Date of birth: 07.03.1980

ID:

Program: Glaucoma threshold

Stimulus: III, white

Pupil: ---

Date of exam.: 08.05.2015

Area: 30-2

Background: 10 cd/m² (31.8 asb)

Presentation time: 0.2 sec

Time: 10:57:41

Strategy: Fast threshold

Correction: No

Speed:

Adaptive Age:

35

Fixation: Central

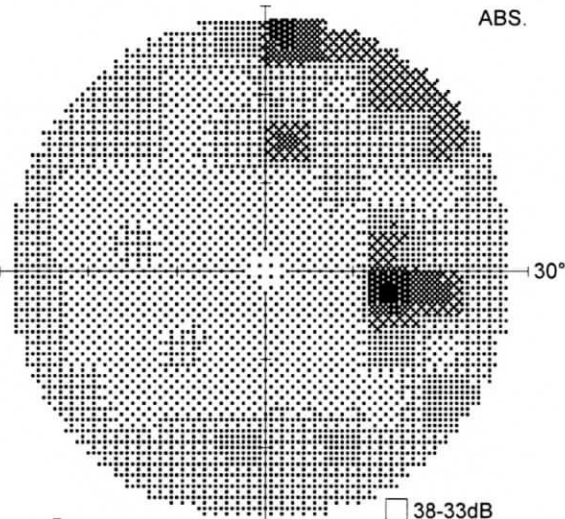
Fixationcheck: 0/12 (100% correct)

False positive: 1/10 (90% correct)

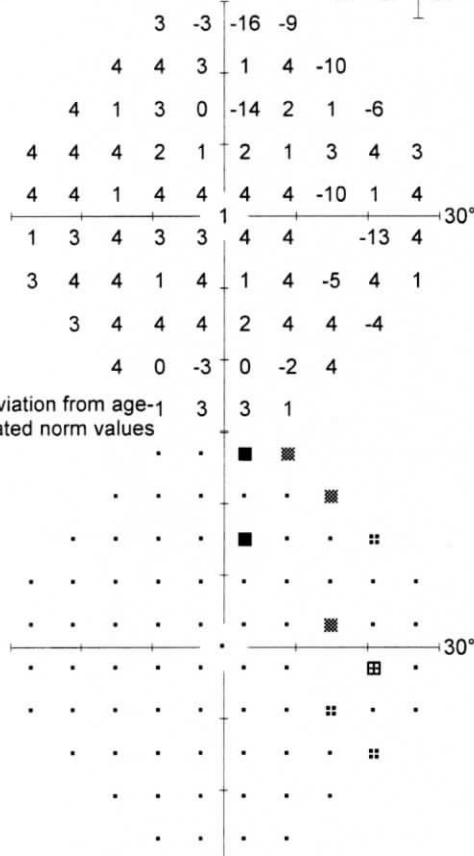
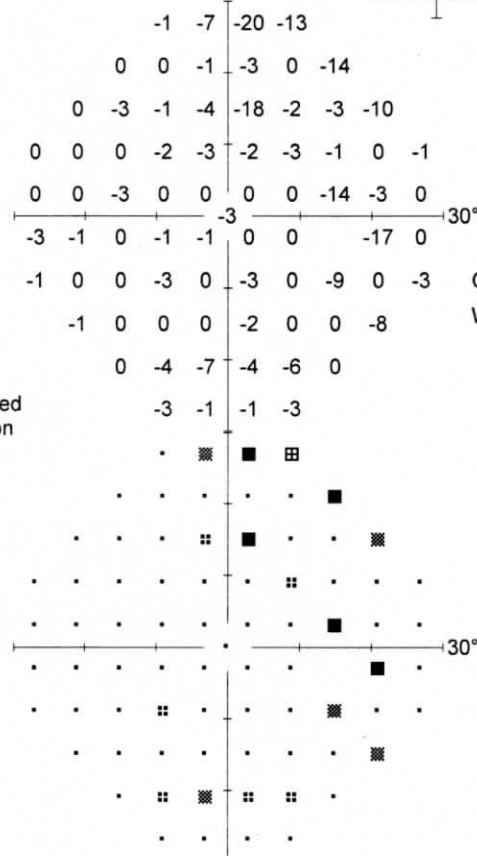
Presented dots: 326

Duration: 07:45

FOV: 28



ABS.

Deviation from age-1
related norm valuesCorrected
deviationGlaucoma Asymmetric Test (GA)
Within normal limits

MS: 20.92 (19.82)

MD: -1.11

RF: 0.95

LV: 20.38

SF: 2.26

P < 5%

P < 2%

P < 1%

P < 0.5%

